



DUAL-SENSOR PHARMACY REFRIGERATOR



Qingdao Innova Bio-Meditech Co., Ltd.
Add: No. 176 Jufeng Road, 266100, Qingdao, China
Tel./Fax: +86 532 87890634
Website: www.innovabiomed.com

*The catalogue information is for reference and subject to change without prior notice.



Pharmacy Refrigerator CLASSIC-S

The Dual Sensors pharmacy refrigerator is suitable for installation in chemist's shop, pharmacy companies, hospitals, epidemic prevention centers to store medicines, testing kits, reagents, vaccines etc.



Desk Top



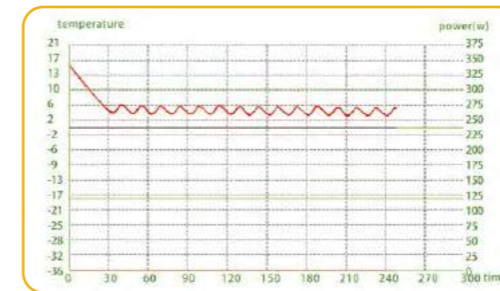
Under Counter



Free Standing

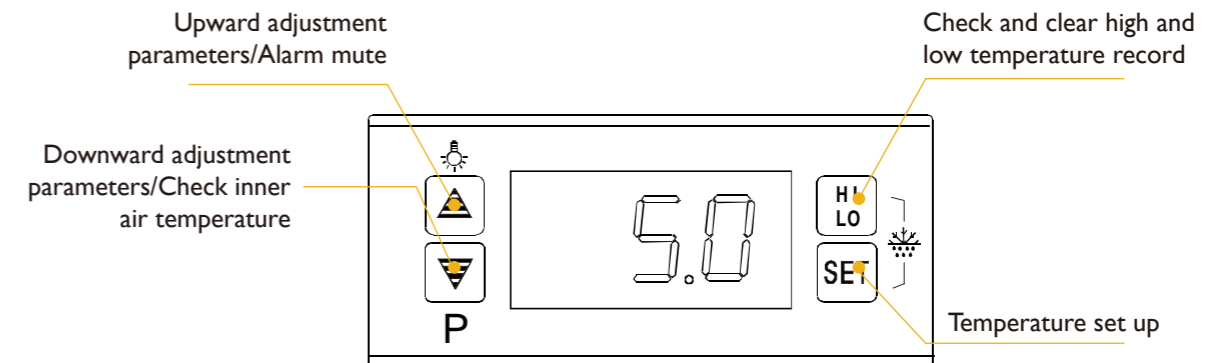
Dual sensors, one air sensor for rapid control response, one product sensor with glycerin bottle for samples simulation temperature display, stored inside the refrigerator.

SUPERIOR SAMPLE PROTECTION



- Accurate temperature control to ensure inner temperature 2~8 °C
- Embraco compressor with R600a refrigerant
- Waterproof fans forced air cooling for rapid recovery and better temperature control
- Automatic defrost and condensate evaporation


- Microprocessor temperature controller with digital LED display. The controller displays product temperature all the time, pushing lower arrow will display air temperature, accuracy of display is 0.1 °C
- Adjustable audible and visual Hi/Lo temperature alarm
- Min/Max temperature recording
- Selectable °F or °C control
- Password Protection for parameter settings
- Three types of alarms: buzzer, flashing indicator and remote alarm signal
- Alarm mute



- Product sensor with glycerin bottle for samples simulation temperature
- Magnetic door gaskets for a positive seal

MULTIPLE SECURITY FACILITIES

Power failure alarm---Backup battery for power failure alarm and temperature display.(Battery box is standard, battery should be bought locally,4 piece batteries for more than 72 hours after main power supply is cut off)



- Remote alarm dry contact on the back
- Door ajar alarm/High & low temperature alarm/Sensor failure alarm
- Key Door lock (2 keys) to prevent unauthorized access

OTHER USER-FRIENDLY DESIGNS

Inner LED light, automatic activated by opening door
White plastic coated iron shelves with tight wire spacing to support small items, height is adjustable within loading line
(Basket or drawer is optional accessories with additional cost)



- Sensor access port 1" diameter
- Reversible door with auto close feature(for right hinge only)*
- Comfort handle design, enough space to install a pyxis lock
- Solid base with leveler legs

OPTIONAL FEATURES

- Customized design as per request
- Temperature chart recorder with chart paper
- Printer
- Data Logger/Thermometer Monitor with Digital Display with alarm (field install)
- Extra shelf

- Casters in lieu of base
- Legs in lieu of base
- Stainless steel interior
- Stainless steel exterior
- Stacking kit

CLASSIC Series



Specification

	Model	MR-V60C	MR-V110C	MR-V140C	MR-V260C	MR-V360C	MR-V426C	MR-V550C
Technical Data	Dual Probes	Product/Air	Product/Air	Product/Air	Product/Air	Product/Air	Product/Air	Product/Air
	Capacity (L)	29L	98L	140L	228L	328L	420L	550L
	Cabinet Type	Upright						
	Working Condition (°C)	10-32						
	Cooling Type	Forced Air Cooling						
	Defrost Mode	Automatic						
	Refrigerant	CFC-Free,R600a						
	Noise (dB)	≤45	≤45	≤45	≤45	≤45	≤45	≤45
	Temperature Control	Microprocessor Thermostat						
	Display	Digital LED display						
Performance	Temperature Range (°C)	2-8	2-8	2-8	2-8	2-8	2-8	2-8
	Accuracy(°C)	0.1	0.1	0.1	0.1	0.1	0.1	0.1
	Uniformity(°C)	±1.5	±1.5	±1.5	±1.5	±2	±2	±2
Material	Door	Glass/Solid	Glass/Solid	Glass/Solid	Glass/Solid	Glass/Solid	Glass/Solid	Glass/Solid
	Interior	HIPS plastic						
	Exterior	Powder Coated Aluminum						
	Shelf	Powder Coated Cold Roll Board						
Electrical Data	Voltage/Frequency	230V/50Hz(115V/60Hz)	230V/50Hz(115V/60Hz)	230V/50Hz(115V/60Hz)	230V/50Hz(115V/60Hz)	230V/50Hz(115V/60Hz)	230V/50Hz(115V/60Hz)	230V/50Hz(115V/60Hz)
	Power (W)	90	130	130	180	180	180	289
	Power Consumption (kw.h/24h)	0.6	0.8	0.9	1	1.5	1.7	2.5
	Electrical Current (A)	0.4 (0.8)	0.6 (1.2)	0.6 (1.2)	0.8 (1.6)	0.8 (1.6)	0.8 (1.6)	2.1
	Net/Gross Weight (kg)	28.5/31	40/43	54/59	75/81	86/94	93/102	122/132
Dimension	Internal Dimension (W/D/Hmm)	361*205*400	Top: 390*300*509 Bottom: 390*195*210	Top: 505*442*460 Bottom: 505*310*165	Top: 505*442*880 Bottom: 505*310*165	Top: 505*442*1180 Bottom: 505*310*165	Top: 505*442*1440 Bottom: 505*310*165	Top: 610*477*1570 Bottom : 610*305*1650
	External Dimension(W/D/H mm) (not included the handle)	445*500*539	470*484*856	595*611*835	595*611*1260	595*611*1560	595*611*1785	700*660*2020
	PackingDimension (W/D/Hmm)	500*576*585	510*560*905	660*700*905	660*705*1325	660*705*1625	660*705*1885	760*735*2100
Functions	High/low Temperature Alarm	Y	Y	Y	Y	Y	Y	Y
	Remote Alarm Contact	Y	Y	Y	Y	Y	Y	Y
	Power Failure Alarm	Y	Y	Y	Y	Y	Y	Y
	Sensor Error Alarm	Y	Y	Y	Y	Y	Y	Y
	Low Battery Alarm	Y	Y	Y	Y	Y	Y	Y
	Door Ajar Alarm	Y	Y	Y	Y	Y	Y	Y
Accessories	Inner Light	LED light	LED light	LED light	LED light	LED light	LED light	LED light
	Door Lock	Y	Y	Y	Y	Y	Y	Y
	Caster	No	Y/2	Y/2	Y/2	Y/2	Y/2	Y/2
	Foot Lock	4	2	2	2	2	No	2
	Shelf/basket Quantity	3/-	4/-	4/-	7/-	7/-	7/-	7/-
	Remote Alarm Contact	Standard	Standard	Standard	Standard	Standard	Standard	Standard
	Test Hole	Standard	Standard	Standard	Standard	Standard	Standard	Standard
	Printer/Chart Recorder	Optional	Optional	Optional	Optional	Optional	Optional	Optional
Data Logger	Optional	Optional	Optional	Optional	Optional	Optional	Optional	
Certifications	ISO CE ETL							

* : T(Top) B(Bottom)
* : Except MR-V426C